




PIZARRA | LISO

A 47 1/4" - 78 3/4"

B 17 3/4" - 23 5/8"



Resin+Mineral fillers+Coating



Resistant to hydrolisis



High Coating resistance.



SUPERIOR HARDNESS
coating



Anti-bacterial treatment



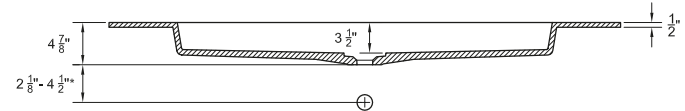
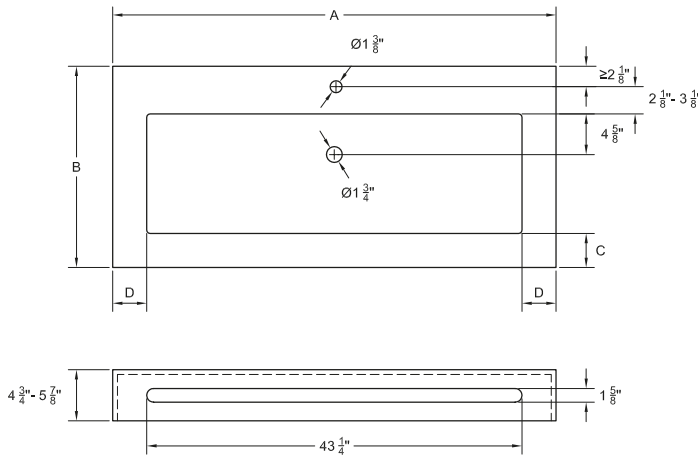
Consult installation manual.



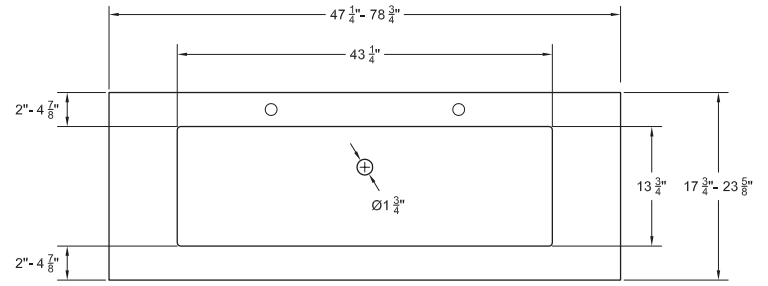
Cut to size

Sinks are in compliance with the CSA B45.5-22/IAPMO Z124-2022 standard.
Mass Code Approved.

Technical specifications are subject to change without notice. Dimensional tolerances +/- 3/16"



*Dimensions for Quare Siphon



inches	1 BASIN		1 BASIN	
	FOR FURNITURE		FOR WALL	
	No faucet hole	With faucet hole	No faucet hole	With faucet hole
A	47 1/4" - 78 3/4"	47 1/4" - 78 3/4"	48 7/8" - 78 3/4"	48 7/8" - 78 3/4"
B	17 3/4" - 23 5/8"	20 1/8" - 23 5/8"	17 3/4" - 23 5/8"	20 1/8" - 23 5/8"
C	2" - 4 7/8"	≥ 2"	2" - 4 7/8"	≥ 2"
D	≥ 2"	≥ 2"	≥ 2 3/4"	≥ 2 3/4"

Lb. / ML	FOR FURNITURE	FOR WALL
1 SINK	1,3	1,6

STANDARD COLORS



SPECIAL COLORS



RAL



213 RAL


NCS



1950 NCS


ACCESSORIES

POP-UP / LOCK DRAIN
AND DRAIN COVER LONG ISLAND



POP-UP / LOCK DRAIN
AND DRAIN COVER
LONG ISLAND INCLUDED

Backsplash - Sidesplash



Supplied with silicone cartridge in the same color as the sink in standard and special colors. No RAL available.

Thickness 9/16"

Height 3/8" - 13 3/4"

Towel rack

In option



FAUCET HOLE AND OVERFLOW AVAILABLE ON
REQUEST WITH NO EXTRA COST

WALL BRACKETS AND FIXINGS
INCLUDED